



STONECRETE HOME

La pietra incontra il cemento. Un elemento forgiato dal tempo si fonde con un prodotto plasmato dalla mano dell'uomo. Il concetto più classico dell'abitare che si mescola con l'essenza architettonica e progettuale. Silceramiche si riappropria della purezza delle forme.

The stone meets the cement. An element had been forged by the years melts with a product moulded by the hand of the man. The most classical concept of the living that mixes him with the architectural and projectual essence. Silceramiche reappropriates the purity of the forms.

La pierre rencontre le ciment. Un élément forgé depuis le temps se fond avec un produit modelé par la main de l'homme. L'idée la plus classique de l'habiter qu'il se mélange avec l'essence architecturale et projectuel. Silceramiche il s'roprie de la pureté des formes.

Gres Porcellanato colorato in massa - Rettificato
Full body coloured porcelain stoneware - Rectified
Grés cérame coloré dans la masse - Rectifié

Tecnologia Digitale
Digital Technology
Technologie Numérique



Interno - Esterno
Indoor - Outdoor
Intérieur - Extérieur


Indoor

Outdoor


Cream

Ash


3 COLORI - COLOURS - COULEURS



CREAM

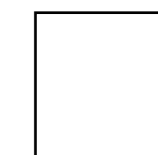


ASH




LAVA

1 FORMATO - SIZE - FORMAT



80x80

2 SUPERFICI - SURFACES - SURFACES



NATURALE



ANTISLIP



▲ STONECRETE LAVA RETT. 80x80 - 31¹/₂"x31¹/₂"

◀ STONECRETE ASH RETT. 80x80 - 31¹/₂"x31¹/₂"



PAVIMENTO: STONECRETE ASH RETT. 80x80 - 31¹/₂"x31¹/₂"
RIVESTIMENTO: STONECRETE CREAM RETT. 80x80 - 31¹/₂"x31¹/₂"

CREAM



Stonecrete Cream rett. **47**
 Stonecrete Cream Antislip rett. **47**
 80x80 - 31^{1/2} x 31^{1/2}"

Prodotto caratteristico stonalizzato e fornito miscelato.
 Characteristic product supplied in mixed shadings.
 Produit caractéristique dénuancé, mélangé dans les boîtes.

Materiale da posarsi con fuga di almeno 2 mm.
 Tiles must be installed with at least 2 mm joint.
 Produit à poser avec un joint minimum de 2 mm.

Posa con doppia spalmatura: stendere la colla su fondo e su materiale.
 Double spreading technique: spread the adhesive both on the surface (wall/floor) and on the tile.
 Pose à double encollage, étaler la colle soit sous le carreau soit sur le lit de pose.



PEZZI SPECIALI - SPECIAL TRIMS - PIÈCES SPÉCIALES

Battiscopa



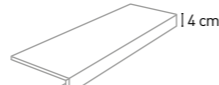
Naturale
 8x80 - 3^{1/4} x 31^{1/2}" **10**

Angolare Squadrato dx/sx



Naturale / Antislip
 (luce 29x56 - 11^{2/4} x 22") 33x80 - 13" x 31^{1/2}" **R** **67**

Gradone Squadrato



Naturale / Antislip
 (luce 29x60 - 11^{2/4} x 23^{2/4}) 33x80 - 13" x 31^{1/2}" **R** **63**

ASH



Stonecrete Ash rett. **47**
 Stonecrete Ash Antislip rett. **47**
 80x80 - 31^{1/2} x 31^{1/2}"

Prodotto caratteristico stonalizzato e fornito miscelato.
 Characteristic product supplied in mixed shadings.
 Produit caractéristique dénuancé, mélangé dans les boîtes.

Materiale da posarsi con fuga di almeno 2 mm.
 Tiles must be installed with at least 2 mm joint.
 Produit à poser avec un joint minimum de 2 mm.

Posa con doppia spalmatura: stendere la colla su fondo e su materiale.
 Double spreading technique: spread the adhesive both on the surface (wall/floor) and on the tile.
 Pose à double encollage, étaler la colle soit sous le carreau soit sur le lit de pose.



IMBALLI - PACKAGING - EMBALLAGES

Formati - Sizes		Pz./Box	Mq./Box	Kg./Box	Box/Pallet	Mq./Pallet	Kg./Pallet
80x80 - 31 ^{1/2} x 31 ^{1/2} "	10 mm	2	1,28	28,20	40	51,20	1128,00

LAVA




Stonecrete Lava rett.
80x80 - 31^{1/2}"x31^{1/2}"

47

Prodotto caratteristico stonalizzato e fornito miscelato.
Characteristic product supplied in mixed shadings.
Produit caractéristique dénuancé, mélangé dans les boîtes.

Materiale da posarsi con fuga di almeno 2 mm.
Tiles must be installed with at least 2 mm joint.
Produit à poser avec un joint minimum de 2 mm.

Posa con doppia spalmatura: stendere la colla su fondo e su materiale.
Double spreading technique: spread the adhesive both on the surface (wall/floor) and on the tile.
Pose à double encollage, étaler la colle soit sous le carreau soit sur le lit de pose.



PEZZI SPECIALI - SPECIAL TRIMS - PIÈCES SPÉCIALES

Battiscopa



Naturale
8x80 - 3^{1/4}"x31^{1/2}" **10**

Angolare Squadrato dx/sx



Naturale
(luce 29x56 - 11^{2/4}"x22") 33x80 - 13"x31^{1/2}" **R** **67**

Gradone Squadrato



Naturale
(luce 29x60 - 11^{2/4}"x23^{2/4}") 33x80 - 13"x31^{1/2}" **R** **63**

IMBALLI - PACKAGING - EMBALLAGES

Formati - Sizes		Pz./Box	Mq./Box	Kg./Box	Box/Pallet	Mq./Pallet	Kg./Pallet
80x80 - 31 ^{1/2} "x31 ^{1/2} "	10 mm	2	1,28	28,20	40	51,20	1128,00



STONECRETE
TECH

Stonecrete Tech è l'evoluzione tecnica di Stonecrete Home. I formati si ridimensionano seguendo lo sviluppo metrico del progetto. La superficie acquisisce un tocco più grezzo, mettendo in evidenza la genuinità della pietra a spacco unita alla sostanza del calcestruzzo vivo.

Stonecrete Tech is the technical evolution of Stonecrete Home. The formats are reduced following the metric development of the project. The surface acquires a rougher touch putting in evidence the genuineness of the stone to cleft together with the substance of the alive concrete.

Stonecrete Tech c'est l'évolution technique de Stonecrete Home. Les formats se réduisent en suivant le développement métrique du projet. La surface acquiert une touche plus rûche en mettant en évidence l'authenticité de la pierre à la fente unie à la substance du béton vif.


Gres Porcellanato colorato in massa - Rettificato
Full body coloured porcelain stoneware - Rectified
Grés cérame coloré dans la masse - Rectifié

Tecnologia Digitale
Digital Technology
Technologie Numérique




Interno
Indoor
Intérieur


3 COLORI - COLOURS - COULEURS



CREAM

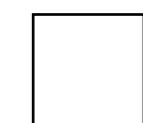


ASH

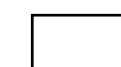


LAVA

2 FORMATI - SIZES - FORMATS




60x60



30x60

1 SUPERFICIE - SURFACE - SURFACE



NATURALE




STONECRETE CREAM RETT. 30x60 - 11³/₄" x 23²/₄"




STONECRETE LAVA RETT. 60x60 - 23^{2/4}" x 23^{2/4}"

CREAM



Stonecrete Cream rett. **37**
60x60 - 23^{2/4}"x23^{2/4}"




Stonecrete Cream rett. **34**
30x60 - 11^{3/4}"x23^{2/4}"

Prodotto caratteristico stonalizzato e fornito miscelato.
Characteristic product supplied in mixed shadings.
Produit caractéristique dénuancé, mélangé dans les boîtes.

Materiale da posarsi con fuga di almeno 2 mm.
Tiles must be installed with at least 2 mm joint.
Produit à poser avec un joint minimum de 2 mm.



ASH



Stonecrete Ash rett. **37**
60x60 - 23^{2/4}"x23^{2/4}"



Stonecrete Ash rett. **34**
30x60 - 11^{3/4}"x23^{2/4}"

Prodotto caratteristico stonalizzato e fornito miscelato.
Characteristic product supplied in mixed shadings.
Produit caractéristique dénuancé, mélangé dans les boîtes.

Materiale da posarsi con fuga di almeno 2 mm.
Tiles must be installed with at least 2 mm joint.
Produit à poser avec un joint minimum de 2 mm.



PEZZI SPECIALI - SPECIAL TRIMS - PIÈCES SPÉCIALES

Battiscopa



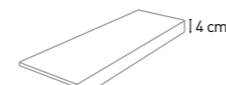
8x60 - 3^{1/4}"x23^{2/4}" **7**

Angolare Squadrato dx/sx



(luce 29x56 - 11^{2/4}"x22") 33x60 - 13"x23^{2/4}" **R** **67**

Gradone Squadrato




(luce 29x60 - 11^{2/4}"x23^{2/4}" 33x60 - 13"x23^{2/4}" **R** **55**


IMBALLI - PACKAGING - EMBALLAGES

Formati - Sizes		Pz./Box	Mq./Box	Kg./Box	Box/Pallet	Mq./Pallet	Kg./Pallet
60x60 - 23 ^{2/4} "x23 ^{2/4} "	9 mm	3	1,08	21,00	40	43,20	984,00
30x60 - 11 ^{3/4} "x23 ^{2/4} "	9 mm	6	1,08	21,17	48	51,84	1016,16

LAVA



Stonecrete Lava rett. **37**
60x60 - 23^{2/4}"x23^{2/4}"



Stonecrete Lava rett. **34**
30x60 - 11^{3/4}"x23^{2/4}"

Prodotto caratteristico stonalizzato e fornito miscelato.
Characteristic product supplied in mixed shadings.
Produit caractéristique dénuancé, mélangé dans les boîtes.

Materiale da posarsi con fuga di almeno 2 mm.
Tiles must be installed with at least 2 mm joint.
Produit à poser avec un joint minimum de 2 mm.



PEZZI SPECIALI - SPECIAL TRIMS - PIÈCES SPÉCIALES

Battiscopa



8x60 - 3^{1/4}"x23^{2/4}" **7**

Angolare Squadrato dx/sx






(luce 29x56 - 11^{2/4}"x22") 33x60 - 13"x23^{2/4}" **R** **67**

Gradone Squadrato



(luce 29x60 - 11^{2/4}"x23^{2/4}") 33x60 - 13"x23^{2/4}" **R** **55**

IMBALLI - PACKAGING - EMBALLAGES

Formati - Sizes		Pz./Box	 Mq./Box	Kg./Box	Box/Pallet	 Mq./Pallet	Kg./Pallet
60x60 - 23 ^{2/4} "x23 ^{2/4} "	9 mm	3	1,08	21,00	40	43,20	984,00
30x60 - 11 ^{3/4} "x23 ^{2/4} "	9 mm	6	1,08	21,17	48	51,84	1016,16